



HYDRAULIC NOTCHER



LE-10H

SPECIFICATIONS MODEL	Capacity mm(in)	Max notch mm(in)	Edge notch(X x Y) mm(in)	Ram stroke mm(in)	Stroke Per SPM	Moter HP	Shipping weight kg(lbs)	Size of case mm(in)
LE-10H	4.0(5/32")	220 x 220 (8 7/8 x 8 7/8)	50 x 100 (1.97 x 3.94)	25(1")	18	2	920 (2024)	1143 x 1016 x 1295 (45" x 40" x 51")
LE-25H	6.4(1/4")	254 x 254 (10" x 10")	100 x 150 (3.94 x 5.91)	38(1 1/2")	21	5	1300 (2860)	1270 x 1143 x 1321 (50" x 45" x 52")

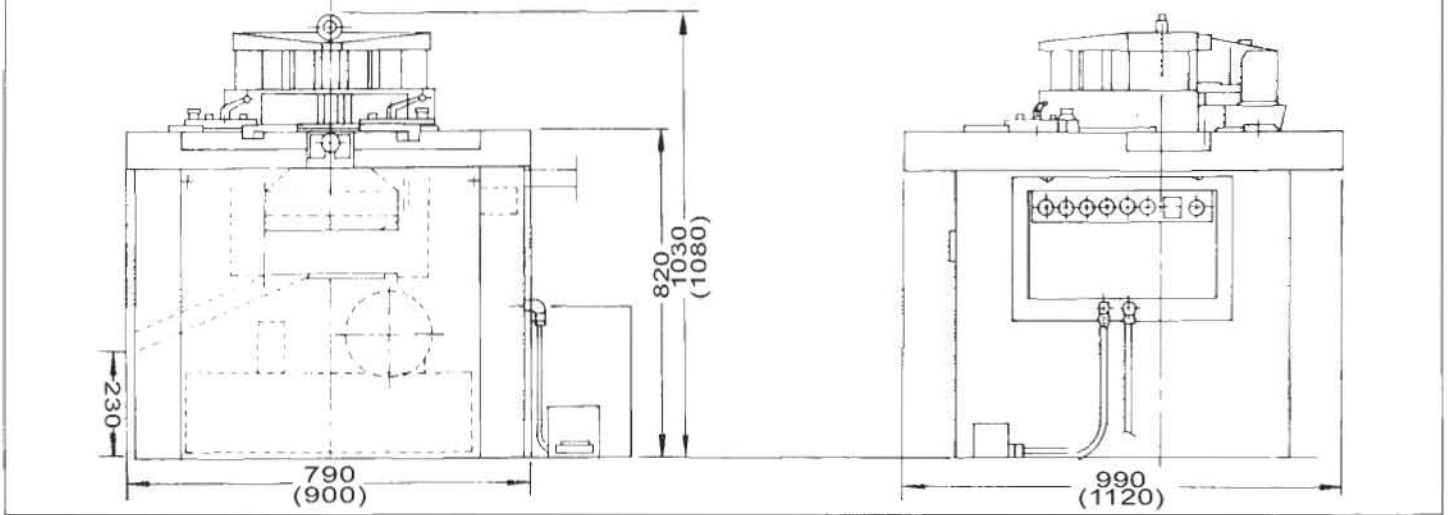
SPECIAL FEATURES:

1. Dual-head design: This design can be done for notching in one head and edge punching in another head.
2. Control system : Centralized control box with remote foot switch provides single, inch and continuous stroking operation.
3. Fine adjustment : A good scale for small materials positioning with a fine adjustment on X-axis and stop on Y-axis is provided.
4. material holder : In order to prevent deviation during cutting, this material holder can hold the material while lowering the blade.

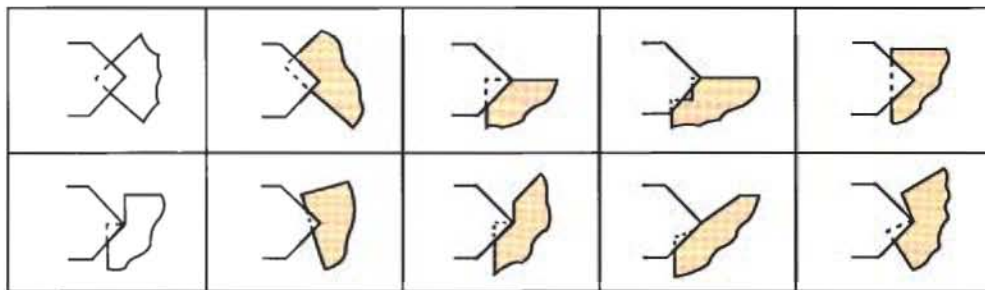
STANDARD EQUIPMENTS:

1. Notching blade
2. Edge punching blade

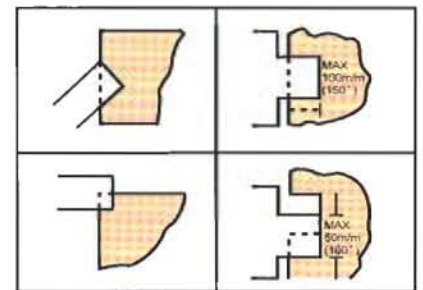
10H (25H)



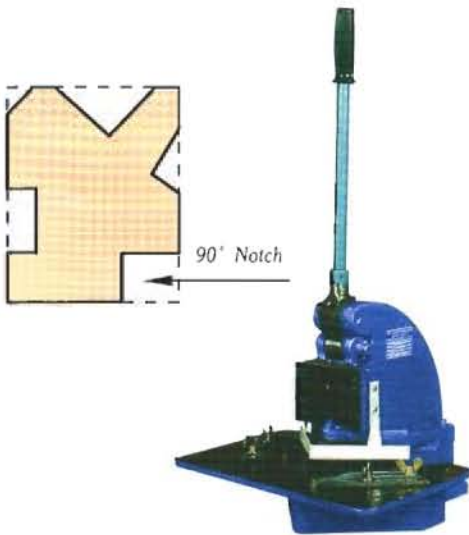
WORKING METHOD: Notching



Edge punching 10H (25H)



HAND NOTCHER



LE-416


SPECIAL FEATURES:

Strong on features, these heavy duty notchers can perform 90 degrees notching works on all shearable materials with ease. Notchers requiring angles of more than 90 degrees can be done in two operations. It is especially useful where box, chassis and panel blank are to be made.

STANDARD EQUIPMENTS:

- * Reversible blades.
- * Table scales.
- * Front gauges

WORK STAND (OPT)



SFHN-19

SPECIFICATIONS MODEL	Capacity mm(in)	Max. notch mm(in)	Ram. stroke mm(in)	Shipping weight kg(lbs)	Size of case mm(in)
LE-416	1.5 (16GA)	152 x 152 (6" x 6")	19 (3/4")	90 (198)	508 x 660 x 508 (20" x 26" x 20")
SFHN-19				43 (95)	584 x 508 x 914 (23" x 20" x 36")

* The contents of this brochure are for reference only and are subject to change without notice.

<http://www.lemas.com.tw> E-mail: lemas@lemas.com.tw TEL:886-52721188 FAX:886-52784120